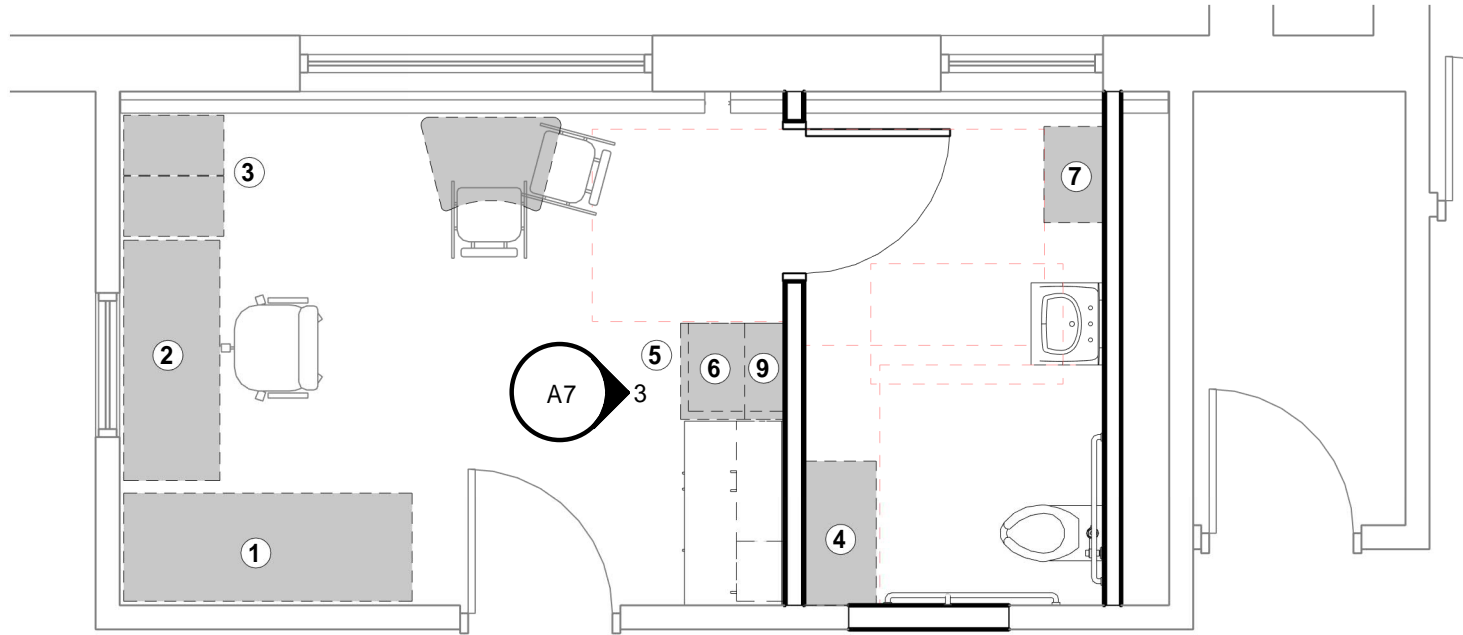
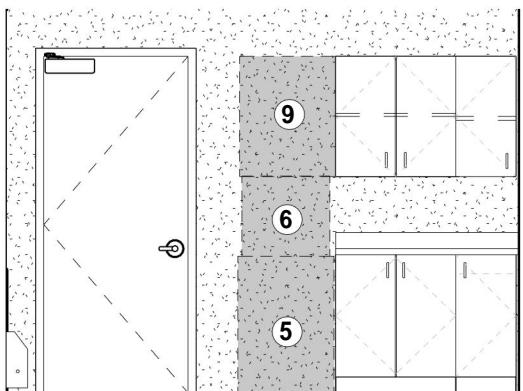




1 Existing Floor Plan - Nurse & Toilet
1/4" = 1'-0"



2 Proposed Floor Plan - Nurse & Toilet
1/4" = 1'-0"

NEW LAYOUT:
 + gains an accessible toilet layout
 - removes door from office corridor
 - loss of exam table work area and hand sink (item 8)
 + gain additional storage (wall cabinets and counter)
 + some existing storage (items 4 & 7) relocated into toilet room



3 NURSE - NEW ELEVATION
1/4" = 1'-0"

REFERENCE PHOTOS

11.15.22
 22066
A7
NURSE TOILET ROOM - PROPOSED SCOPE
 Lincolnwood SD 74
 2023 TH RH LH General Work
 6950 E Prairie Rd., Lincolnwood, IL 60712

