

August 2016

Derby Public Schools

Performance Dashboard

Irving School

Jennifer Olson, Principal

“People without information cannot act. People with information cannot help but act.”

Ken Blanchard

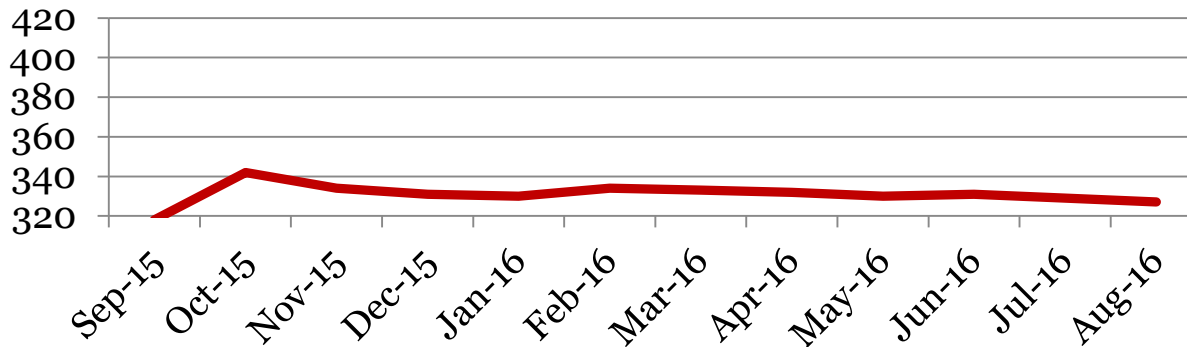


Monthly Data

Enrollment – 1st of the month

	PK	K	1	2	3	4	5	Total
Aug-16	n/a	47	46	64	51	59	60	327
June-16	n/a	51	56	49	60	60	55	331
May-16	n/a	51	56	49	59	60	55	330
Apr-16	n/a	51	58	50	58	60	55	332
Mar-16	n/a	51	58	52	57	60	55	333
Feb-16	n/a	52	57	51	60	60	54	334
Jan-16	n/a	52	58	51	59	60	54	330
Dec-15	n/a	52	55	51	60	59	54	331
Nov-15	n/a	52	57	54	58	59	54	334
Oct-15	n/a	52	51	61	60	55	63	342
Sep-15	n/a	45	56	50	56	56	55	318

Total Student Enrollment

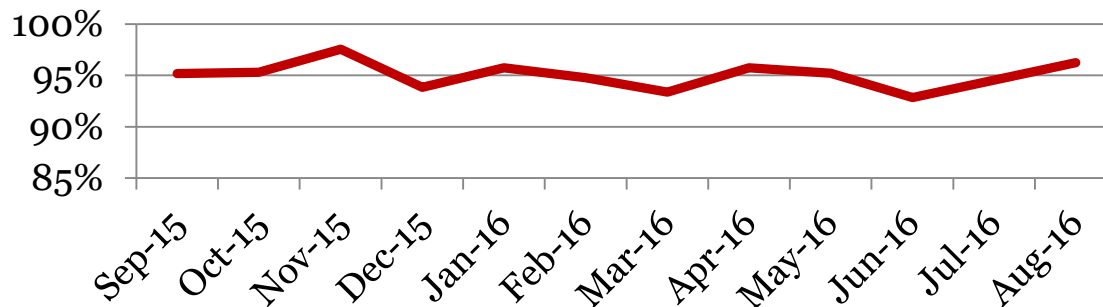


Attendance – Students

Average daily percent present:

	PK	K	1	2	3	4	5	Total
Aug-16	n/a	97	96	97	98	95	94	96
Jun-16	n/a	96	93	91	91	93	93	93
May-16	n/a	96	97	96	93	96	94	95
Apr-16	n/a	95	97	97	94	97	94	96
Mar-16	n/a	93	93	93	95	94	92	93
Feb-16	n/a	94	96	95	95	95	94	95
Jan-16	n/a	96	96	95	95	96	96	96
Dec-15	n/a	93	96	95	92	93	95	94
Nov-15	n/a	99	99	99	95	96	97	98
Oct-15	n/a	95	96	92	96	97	96	95
Sep-15	n/a	96	97	95	95	94	95	95

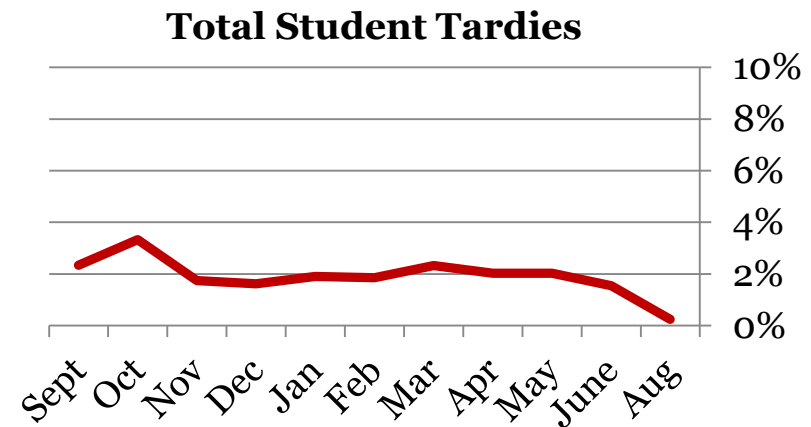
Total Student Attendance



Tardies Average daily percent tardy:

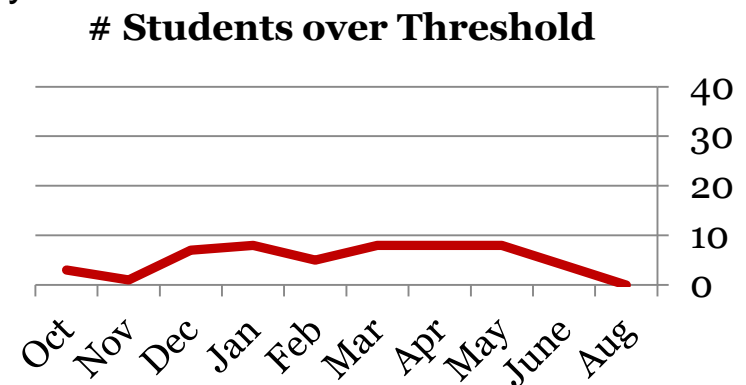
Irving School

	PK	K	1	2	3	4	5	Total
Aug-16	n/a	0	0	0	0	0	0	0
June-16	n/a	0	2	2	2	2	2	2
May-16	n/a	2	2	2	2	2	1	2
Apr-16	n/a	2	2	2	2	2	1	2
Mar-16	n/a	3	2	3	2	2	2	2
Feb-16	n/a	2	2	2	2	2	1	2
Jan-16	n/a	2	2	3	2	2	1	2
Dec-15	n/a	1	1	2	2	2	1	2
Nov-15	n/a	1	2	2	1	2	1	2
Oct-15	n/a	2	3	4	3	5	2	3
Sept-15	n/a	2	2	5	3	4	1	2



Tardies Number of students tardy 5 or more days:

	PK	K	1	2	3	4	5	Total
Aug-16	n/a	0	0	0	0	0	0	0
June-16	n/a	0	0	1	1	1	1	4
May-16	n/a	1	3	1	1	1	1	8
Apr-16	n/a	1	3	1	1	1	1	8
Mar-16	n/a	0	2	0	2	3	1	8
Feb-16	n/a	0	0	0	2	3	0	5
Jan-16	n/a	1	1	0	3	3	0	8
Dec-15	n/a	1	1	0	1	4	0	7
Nov-15	n/a	0	0	0	0	1	0	1
Oct-15	n/a	0	0	0	1	2	0	3
Sep-15	n/a	0	1	2	0	3	1	7

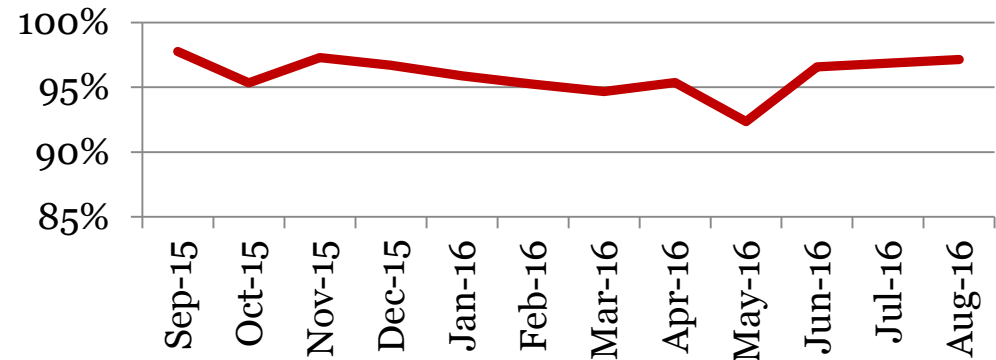


Attendance – Faculty

Average daily percent present:

	Total
Aug-16	97
June-16	97
May-16	92
Apr-16	95
Mar-16	95
Feb-16	95
Jan-16	96
Dec-15	93
Nov-15	97
Oct-15	95
Sep-15	98

Faculty Attendance



**This indicator reflects certified staff and does not include absences created by class trips, professional development, workman's comp and FMLA. However % may be reduced due to long term illness beyond FMLA.*

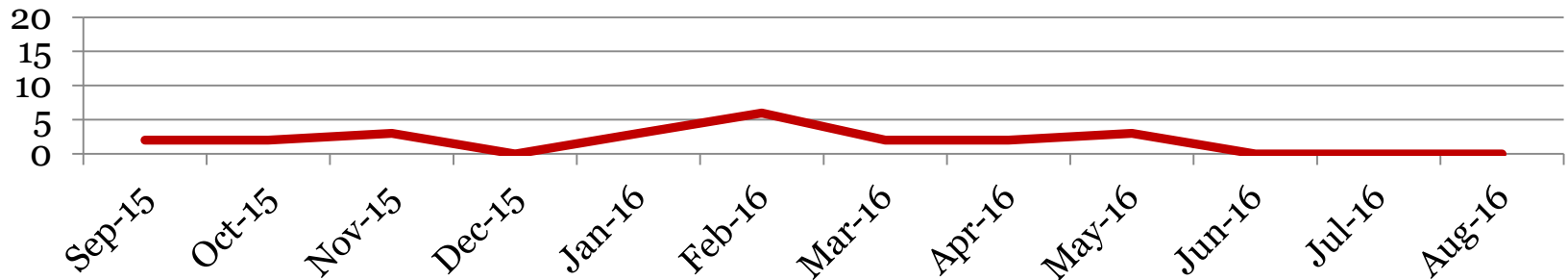
Suspensions – Out of School

Irving School

Number of student suspensions (total days of suspension):

	PK	K	1	2	3	4	5	Total
Aug-16	n/a	0 (0)	0 (0)	0 (0)	0 (0)	0 (0)	0 (0)	0 (0)
Jun-16	n/a	0 (0)	0 (0)	0 (0)	0 (0)	0 (0)	0 (0)	0 (0)
May-16	n/a	0 (0)	0 (0)	0 (0)	0 (0)	0 (0)	3 (7)	3 (7)
Apr-16	n/a	1 (2)	0 (0)	0 (0)	0 (0)	0 (0)	1 (1)	2 (3)
Mar-16	n/a	0 (0)	0 (0)	0 (0)	0 (0)	1 (1)	1 (2)	2 (3)
Feb-16	n/a	0 (0)	1 (3)	1 (1)	2 (2)	0 (0)	2 (4)	6 (10)
Jan-16	n/a	0 (0)	0 (0)	0 (0)	0 (0)	0 (0)	3 (5)	3 (5)
Dec-15	n/a	0 (0)	0 (0)	0 (0)	0 (0)	0 (0)	0 (0)	0 (0)
Nov-15	n/a	0 (0)	0 (0)	0 (0)	2 (13)	0 (0)	1 (1)	3 (14)
Oct-15	n/a	0 (0)	0 (0)	0 (0)	1 (5)	0 (0)	1 (3)	2 (8)
Sep-15	n/a	0 (0)	1 (1)	0 (0)	1 (1)	0 (0)	0 (0)	2 (2)

Total Out of School Suspension




Suspensions – In School

Irving School

Number of student suspensions (total days of suspension):

	PK		K		1		2		3		4		5		Total	
Aug-16	0	(0)	0	(0)	0	(0)	0	(0)	0	(0)	0	(0)	0	(0)	0	(0)
June-16	0	(0)	0	(0)	0	(0)	0	(0)	0	(0)	0	(0)	0	(0)	0	(0)
May-16	0	(0)	0	(0)	0	(0)	0	(0)	0	(0)	0	(0)	1	(1)	1	(1)
Apr-16	0	(0)	0	(0)	0	(0)	0	(0)	0	(0)	0	(0)	0	(0)	0	(0)
Mar-16	0	(0)	0	(0)	0	(0)	0	(0)	0	(0)	0	(0)	0	(0)	0	(0)
Feb-16	0	(0)	0	(0)	0	(0)	0	(0)	0	(0)	0	(0)	0	(0)	0	(0)
Jan-16	0	(0)	0	(0)	0	(0)	0	(0)	0	(0)	0	(0)	0	(0)	0	(0)
Dec-15	0	(0)	0	(0)	0	(0)	0	(0)	0	(0)	0	(0)	0	(0)	0	(0)
Nov-15	0	(0)	0	(0)	0	(0)	0	(0)	0	(0)	0	(0)	0	(0)	0	(0)
Oct-15	0	(0)	0	(0)	0	(0)	0	(0)	0	(0)	0	(0)	0	(0)	0	(0)
Sep-15	0	(0)	0	(0)	0	(0)	0	(0)	0	(0)	0	(0)	0	(0)	0	(0)

Total In School Suspensions



Newly Enrolled Students

	PK	K	1	2	3	4	5	Total
Aug-16	n/a	33	3	6	3	5	0	50
June-16	n/a	0	0	0	1	0	0	1
May-16	n/a	0	0	0	1	0	0	1
Apr-16	n/a	0	0	0	1	0	0	1
Mar-16	n/a	0	0	0	1	0	0	1
Feb-16	n/a	0	1	1	0	0	1	3
Jan-16	n/a	1	2	0	1	1	0	5
Dec-15	n/a	1	0	0	2	0	0	3
Nov-15	n/a	1	2	0	0	1	2	6
Oct-15	n/a	0	1	0	0	0	2	3
Sep-15	n/a	1	2	1	3	1	1	9
Summer-15	n/a	34	1	0	0	0	1	36
Jun-15	n/a	1	0	1	0	0	0	2

Departing Students

Students who have left the school during the month for any reason:

	PK	K	1	2	3	4	5	Total
Aug-16	n/a	2	4	2	2	6	3	19
June-16	n/a	0	0	0	2	0	0	2
May-16	n/a	0	0	0	0	0	0	0
Apr-16	n/a	0	2	0	0	0	0	2
Mar-16	n/a	0	0	1	1	0	0	2
Feb-16	n/a	1	0	0	2	0	0	3
Jan-16	n/a	0	0	0	1	0	0	1
Dec-15	n/a	0	2	3	0	0	0	5
Nov-15	n/a	1	2	0	0	1	0	4
Oct-15	n/a	0	0	0	0	0	0	0
Sep-15	n/a	0	0	1	0	0	0	1
Summer-15	n/a	3	2	5	2	1	1	14