



Mahtomedi World's Best Workforce



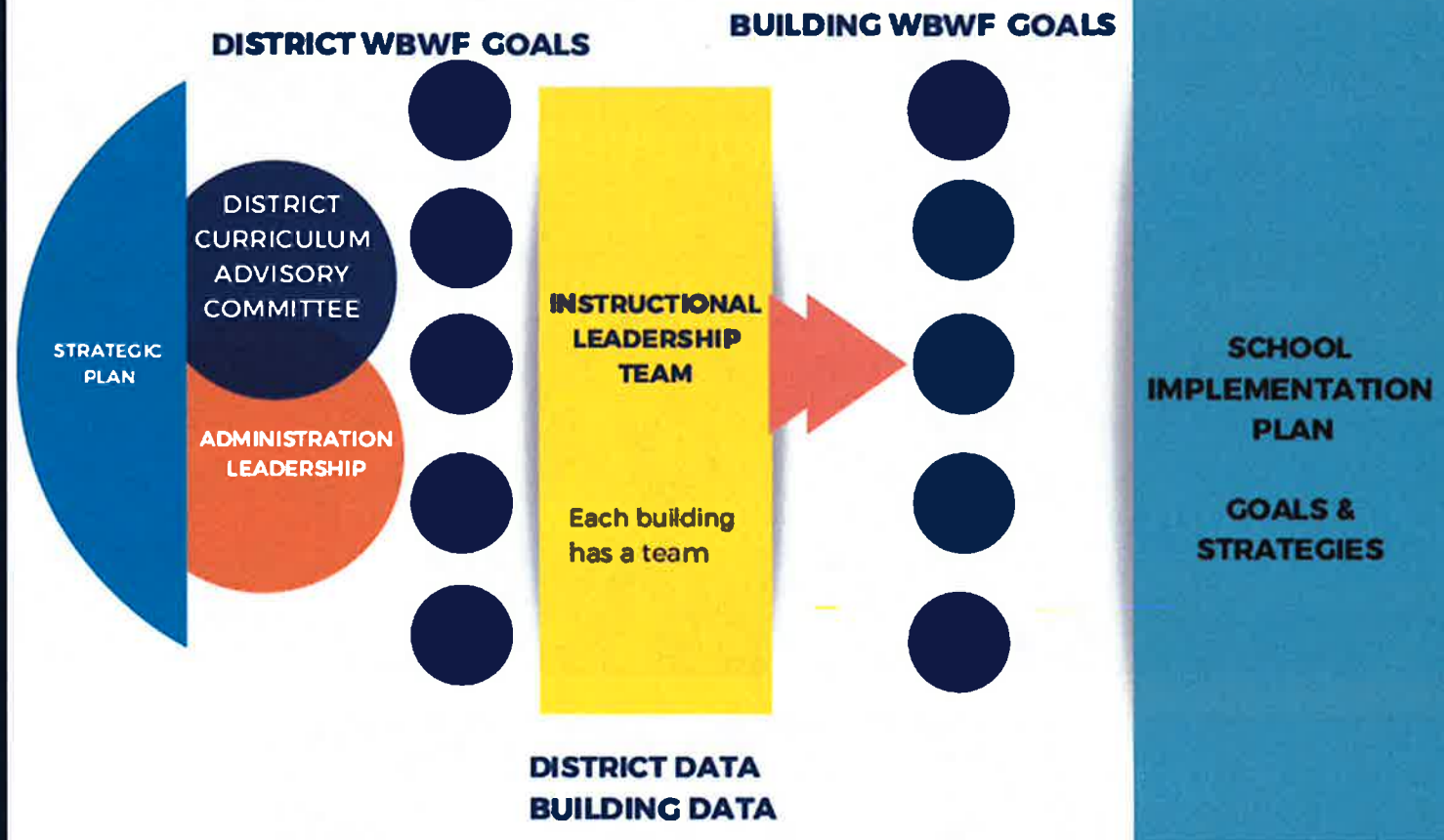
**2018-19 SCHOOL
YEAR REPORT
2019-20 SCHOOL
YEAR PLAN**



What is the World's Best Workforce (WBWF)?

- Established by Minnesota State Statute 120B.11.
- The School District develops and the School Board approves a plan to support and improve teaching and learning that is aligned to the World's Best Workforce.
- The WBWF plan addresses the five WBWF goals related to school readiness, literacy, achievement gap closure, graduation, and college and career readiness.

MAHTOMEDI WBWF PROCESS



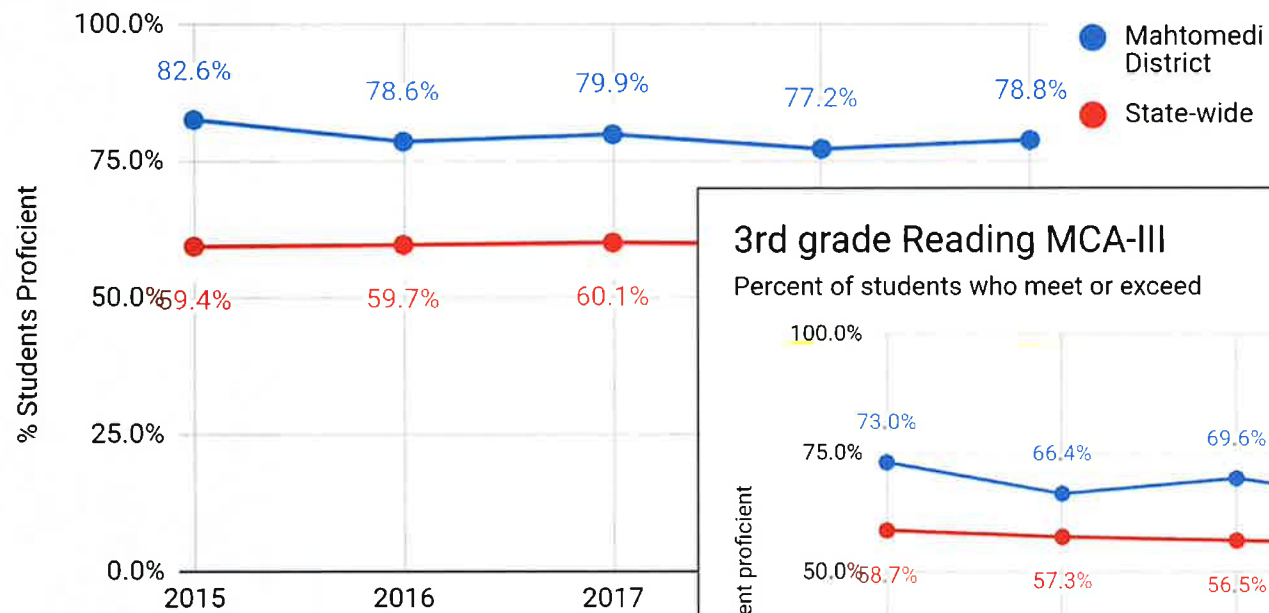


Overview of Presentation

- Brief overview of 2019 MCA data: math, reading, science
- World's Best Workforce Report overview
- Achievement and Integration Report

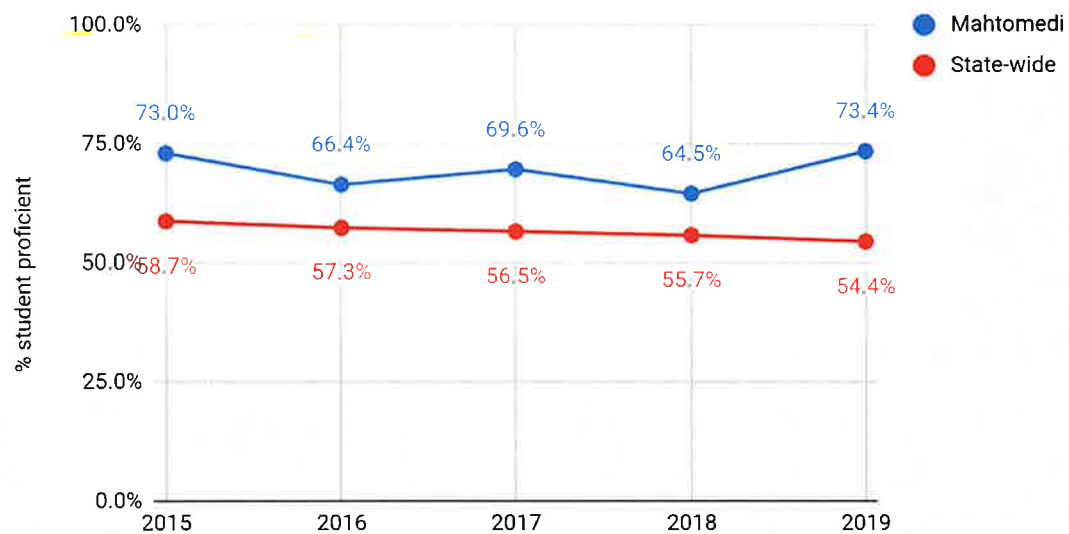
Reading MCA-III

Percent of students who meet or exceed in grades 3-8 & 10



3rd grade Reading MCA-III

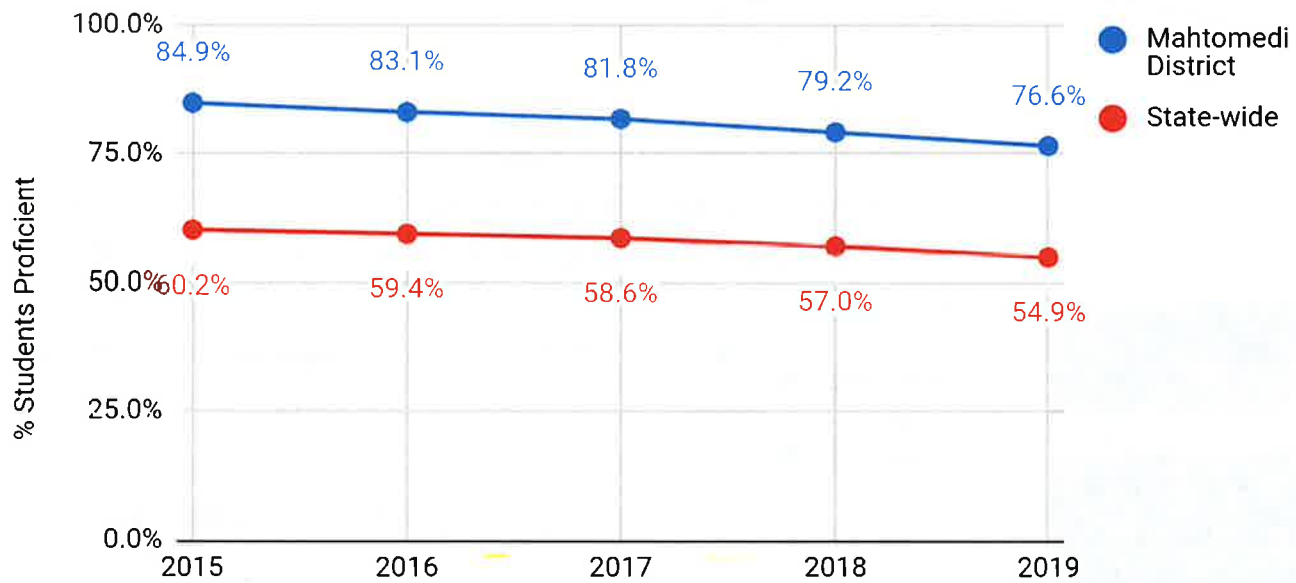
Percent of students who meet or exceed



MATH

Math MCA-III

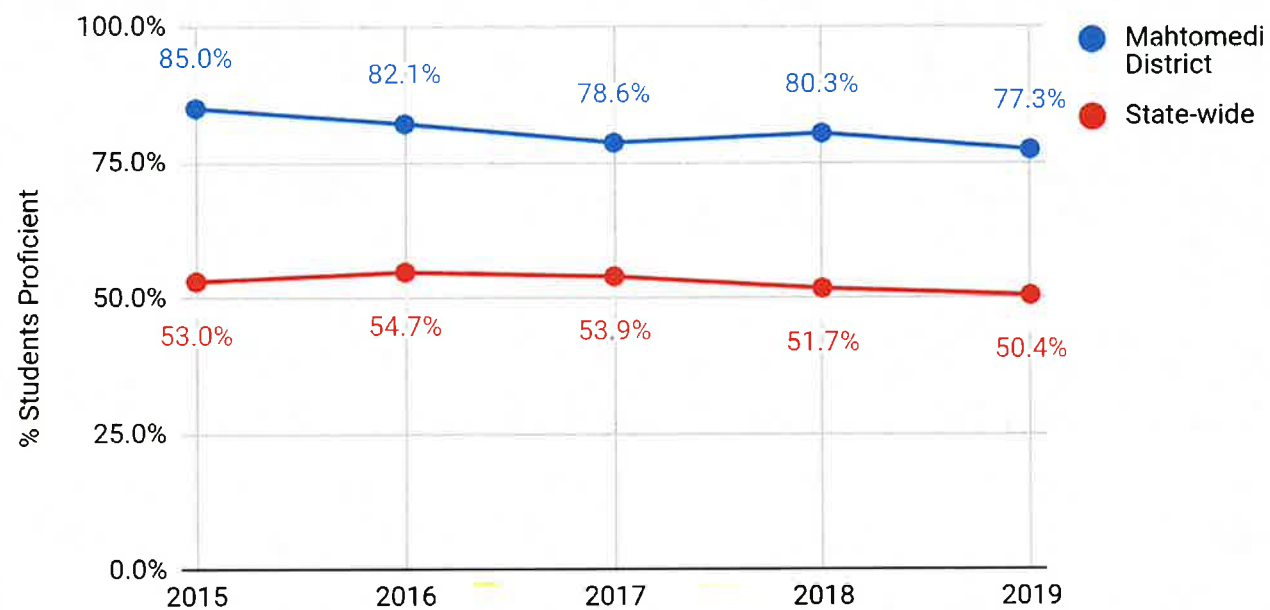
Percent of students who meet or exceed in Grades 3-8 & 11



SCIENCE

Science MCA-III

Percent of students who meet or exceed in grade 5, 8, & HS





World's Best Workforce Report Overview

Past:

- Reflection on the 2018-19 Goals and Strategies

Progress:

- Data results and status of program implementation

Future:

- 2019-20 Goals and Strategies



SCHOOL READINESS

PAST

During the 2017-2018 school year, our district has 37% of children screened between their third and fourth birthday. Our district will increase the percent of children screened between their third and fourth birthday to 40% during the 2018-2019 school year.

2018-2019

42% of children
screened between
3rd & 4th birthday



2019-20 School Readiness Goal

FUTURE

During the 2018-2019 school year, our district had 84% of children screened between their third through fifth birthday. Our district will increase the percent of children screened between their third through fifth birthday to 87% during the 2019-2020 school year.



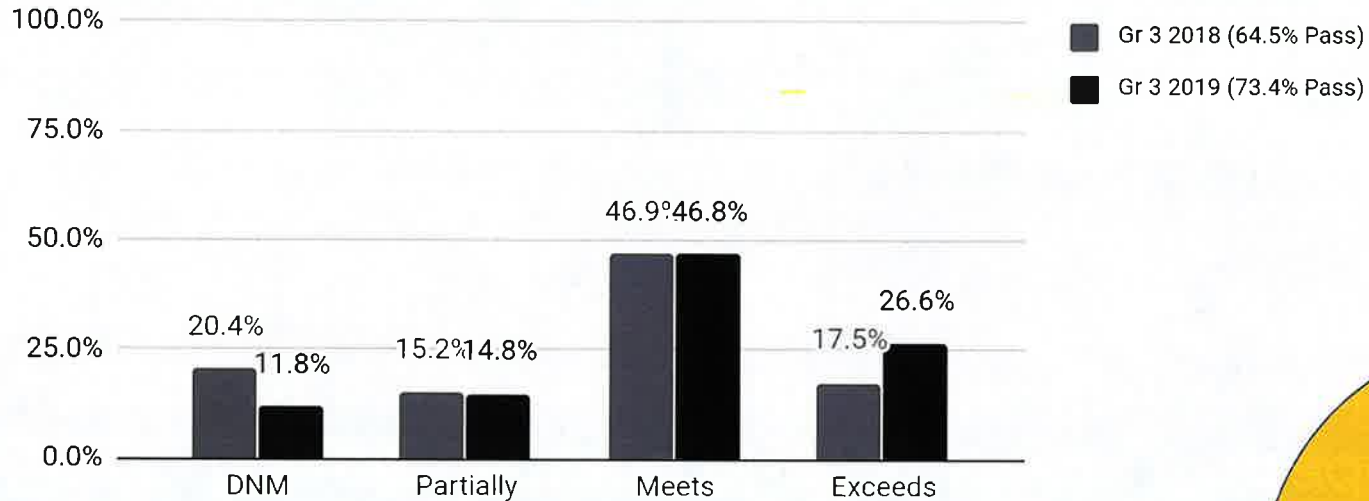
READING BY THIRD GRADE

PAST

Goal: The percentage of all students in grade 3 at OHA who meet or exceed on the MCA-III in Reading will increase from 64.5% in 2018 to 67.5% in 2019.

Key Focus Areas: Consistent teaching of small group phonemic awareness, phonics, and word work.

Grade 3 MCA III Reading Proficiency Levels



73.4% met or exceeded, surpassing our goal.

2018-2019

2nd grade readers who met reading benchmarks grew across the year.

Fall: 79.2%
Spring: 87.4%



2019-20 Reading by Third-Grade

FUTURE

Goal: The percentage of all students in grade 3 at OHA who meet or exceed on the MCA-III in Reading will increase from 73.4% in 2019 to 76.4% in 2020.

Key Focus Areas: Using data to identify targeted instruction for individual students and small groups



CLOSING THE ACHIEVEMENT GAP

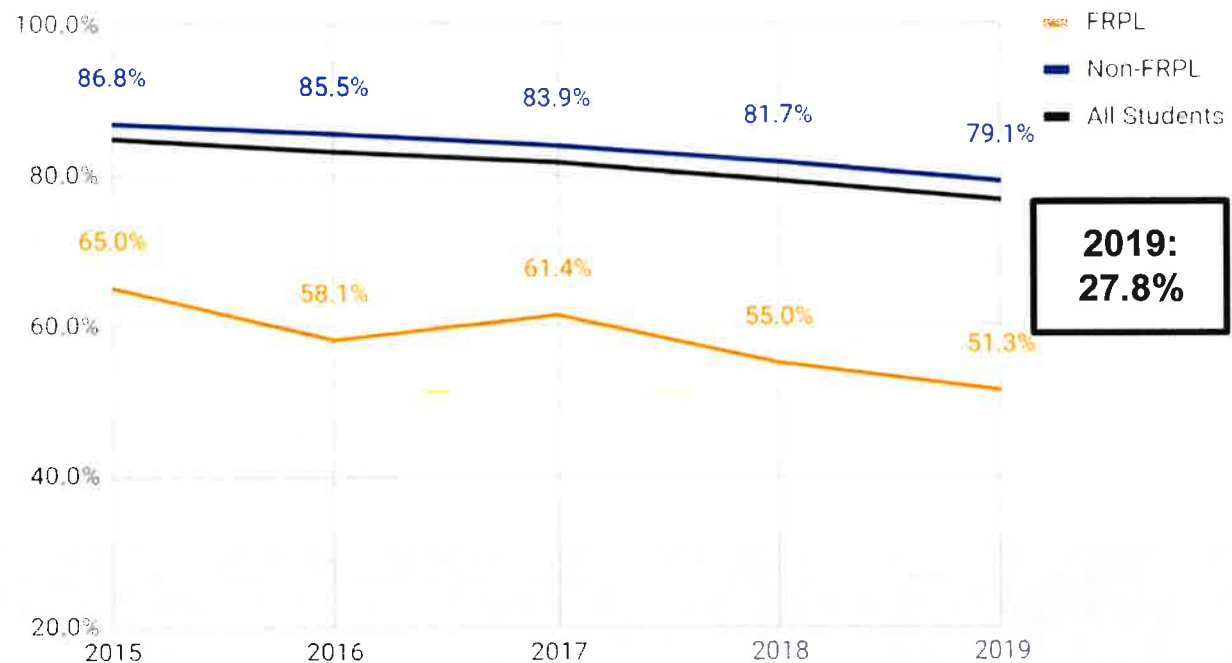
PAST

Goal: The proficiency gap between students who receive Free/Reduced Price Lunch (FRPL) and those who do not in grades 3-8 and 11th on the MCA-III in Math will decrease from 26.7% in 2018 to 23.7% in 2019.

Key Focus Areas: Continue the work on Complex Instruction, Math Talks, and Rich Math Tasks K-12.

CLOSING THE ACHIEVEMENT GAP

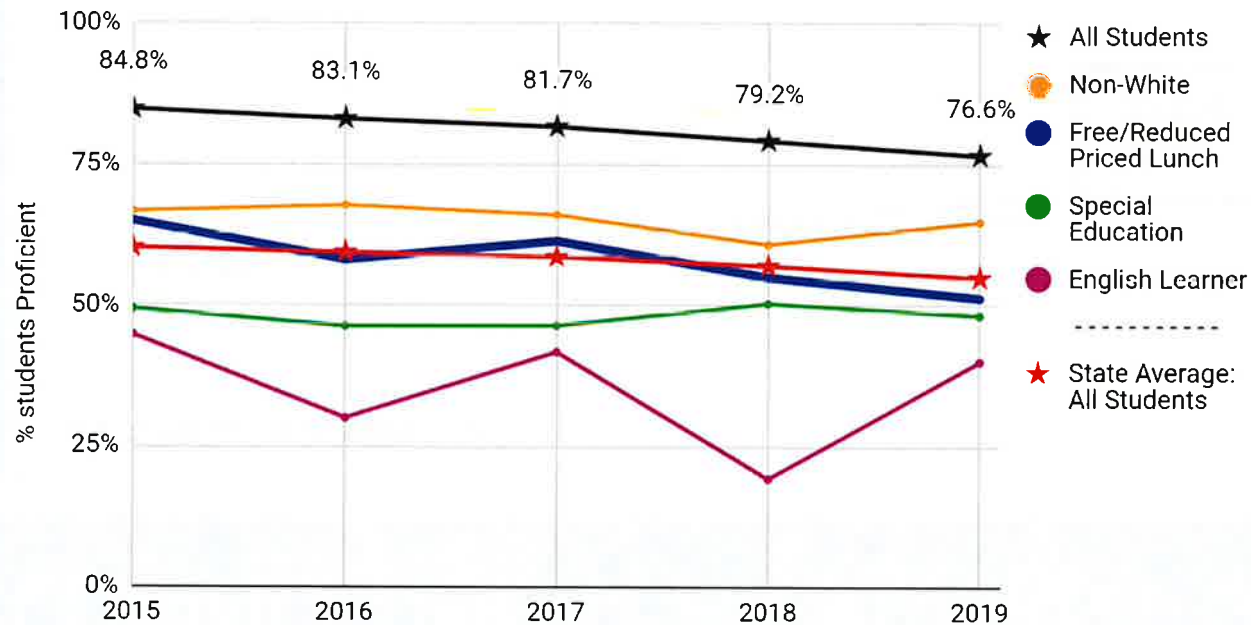
DW FRPL vs. Non-FRPL Math



CLOSING THE ACHIEVEMENT GAP

District Data - Math MCA-III

Mahtomedi Students - Grades 3-8 & 11





2019-20 Closing the Achievement Gap Goal

FUTURE

Goal: The proficiency gap between the students who receive FRPL and those who do not in grades 3-8 and 11th on the MCA-III in Math will decrease from 27.8% in 2019 to 24.8% in 2020.

Key Focus Areas: Differentiated instruction for increased rigor for all students K-5; Vertical PLC collaboration across buildings to increase understanding of student needs; Trauma informed teaching strategies.



GRADUATION RATE

PAST

Goal: The percentage of students who graduate in 7 years will increase from 98.25% in 2017 (2014 cohort of 4-year graduates) to 100% in 2019.

Mahtomedi Four, Five, Six, and Seven-Year Graduation Rate

Data Year: 2018

Four-Year Graduation Rate	93.01%
Five-Year Graduation Rate	94.96%
Six-Year Graduation Rate	97.92%
Seven-Year Graduation Rate	99.64%



2019-20 Graduation Rate Goal

FUTURE

Goal: The percentage of students who graduate in 7 years will increase from 99.6% in 2018 (2015 cohort of 4-year graduates) to 100% in 2020.

Key Focus Areas: Zephyr Wellness Initiative, District-wide outreach, social-emotional learning.



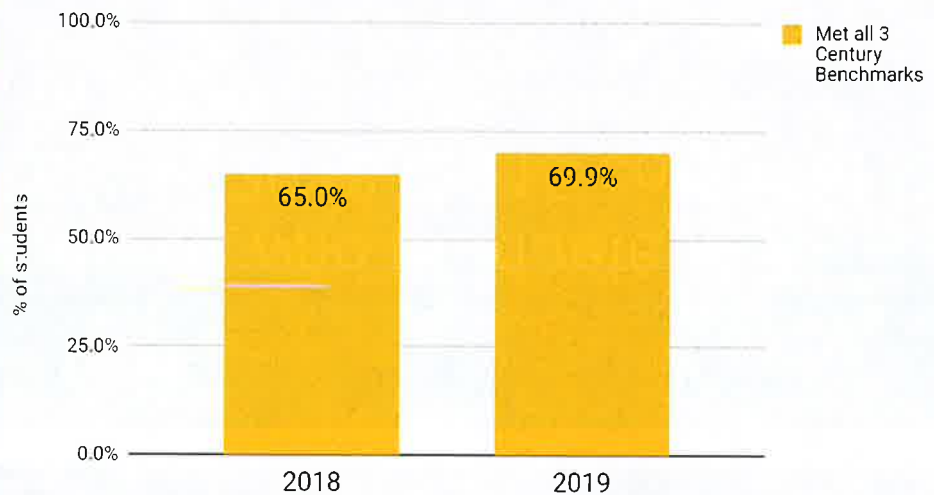
CAREER & COLLEGE READINESS

The percentage of 11th graders who met all three Century College Benchmark scores (Reading, Math, Science) on the ACT will increase from 65.02% in 2018 to 68.02% in 2019.

Mahtomedi WBWF Report
Page 10

11th grade ACT Results

Met Reading, Math, AND Science Century College benchmarks





2019-20 Career & College Readiness Goal

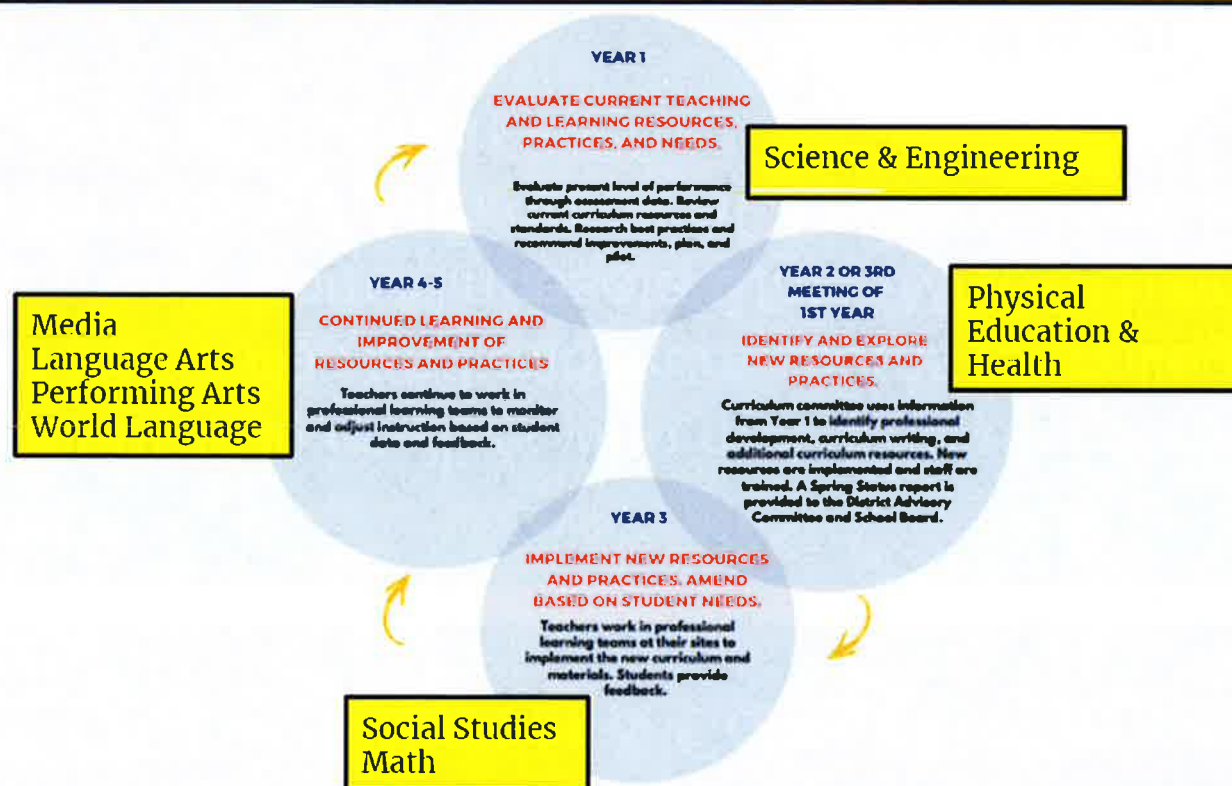
The percent of 11th graders who met all three course placement measures and minimum scores for college level placements from Minnesota State (MNSCU) on the District-Administered 11th grade ACT will increase from 55.8% in 2019 to 58.8% in 2020.

Reading : 21

English : 18

Math : 22

Curriculum Improvement





Resources and Contact Information

Additional Information on our World's Best Workforce plan can be found at: <https://www.mahtomedi.k12.mn.us/WBWF>

Mahtomedi World's Best Workforce Contact Information:

Lynne Viker, Assistant Superintendent of Learning

651-407-2013

lynne.viker@isd832.net

The District Curriculum Advisory Committee meets three times a year. If you are interested in serving on this Committee, please contact Lynne Viker at lynne.viker@isd832.net



Achievement and Integration Report

What is the Achievement and Integration Program?

- Funding established by MN Statute sections 124D.861, 124D.862, MN Rules 3535.0100-01880
- District plan reviewed every 3 years, **new plan in 2020**
- ISD 832 is eligible for funding because we are in a collaboration with a racially isolated district, ISD 622 North Saint Paul-Maplewood-Oakdale

Racially isolated:

When a district and one of its adjoining districts have a 20 percent or higher differential in the number of enrolled protected students. The district with the higher percentage is considered racially isolated.



Achievement and Integration Report

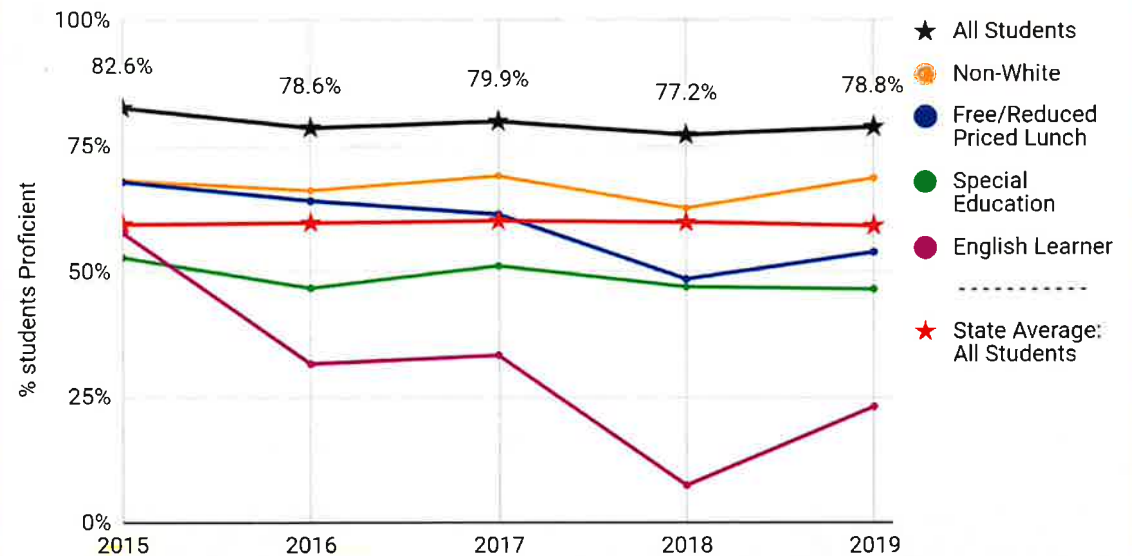
By June 2020 the district will:

Reduce it's proficiency gap between white and nonwhite students on the MCA III reading scores from 12.8% to 10% or less.

- 17.3% in 2018
- **11.95% in 2019**

District Data - Reading MCA-III

Mahtomedi Students - Grades 3-8 & 10





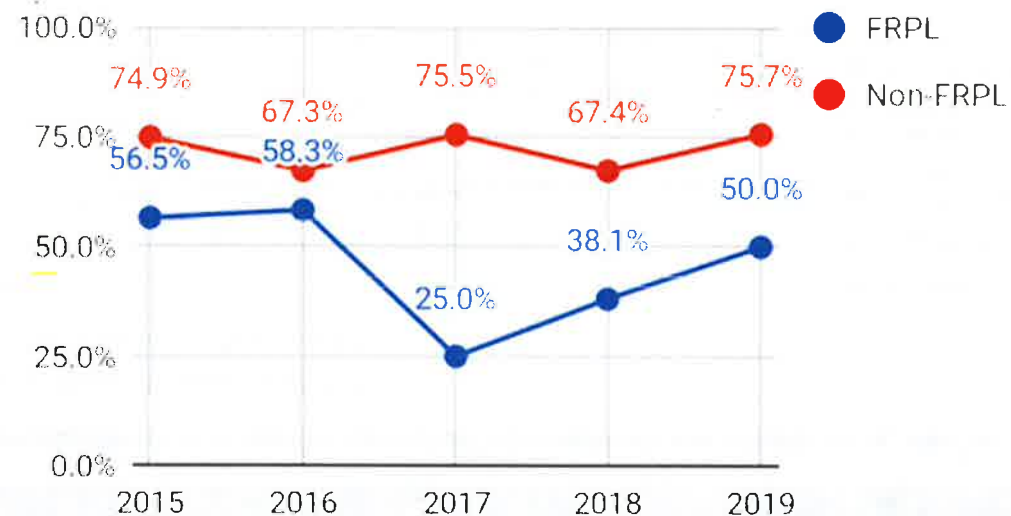
Achievement and Integration Report

By June 2020 the district will:

Reduce it's proficiency gap between those **third grade** students qualifying for free/reduced priced lunch, and those not qualifying, on the MCA III Reading scores from 50% in 2017 to 5% or less.

- 29.3% in 2018
- **25.7% in 2019**

MCA - Grade 3 FRPL/Non-FRPL Reading





Achievement and Integration Report

By June 2020 the district will:

Reduce the number of 9th grade students responding “disagree” or “strongly disagree” on the Minnesota Student Survey to the question “Most teachers are interested in me as a person” from 31.1% to 15% or less.

34.5% in 2019 (survey given every 3 years)



Achievement and Integration Report

Current A&I Supported Interventions

- ❖ Reading Intervention support K-2
- ❖ Play-based kindergarten para support
- ❖ HS Restorative Practices
- ❖ District-wide outreach social worker and para
- ❖ Continuation of Culturally Responsive Teaching and cultural competency professional development
- ❖ Collaboration with ISD 622: youth leadership and professional development



Contact Information

Achievement and Integration contact:
Courtney McCormick
courtney.mccormick@isd832.net
(651)407-2155