



SOUTH SAN ANTONIO INDEPENDENT SCHOOL DISTRICT

Agenda Item Summary

Meeting Date: September 15, 2021

Agenda Section: Presentation/Report

Agenda Item Title: 2021-2022 Enrollment Update

From: Dolores Sendejo, Deputy Superintendent

Additional Presenters if Applicable: N/A

Description: The enrollment report consists of current monthly enrollment numbers by campus and other data trends that will assist SSAISD to continue to increase enrollment.

Historical Data: This monthly presentation's focus is to keep the Board and community informed of current new enrollments and returning registration counts.

Recommendation: N/A

Funding Budget Code and Amount: N/A



Enrollment Report 2021-2022

9.15.2021

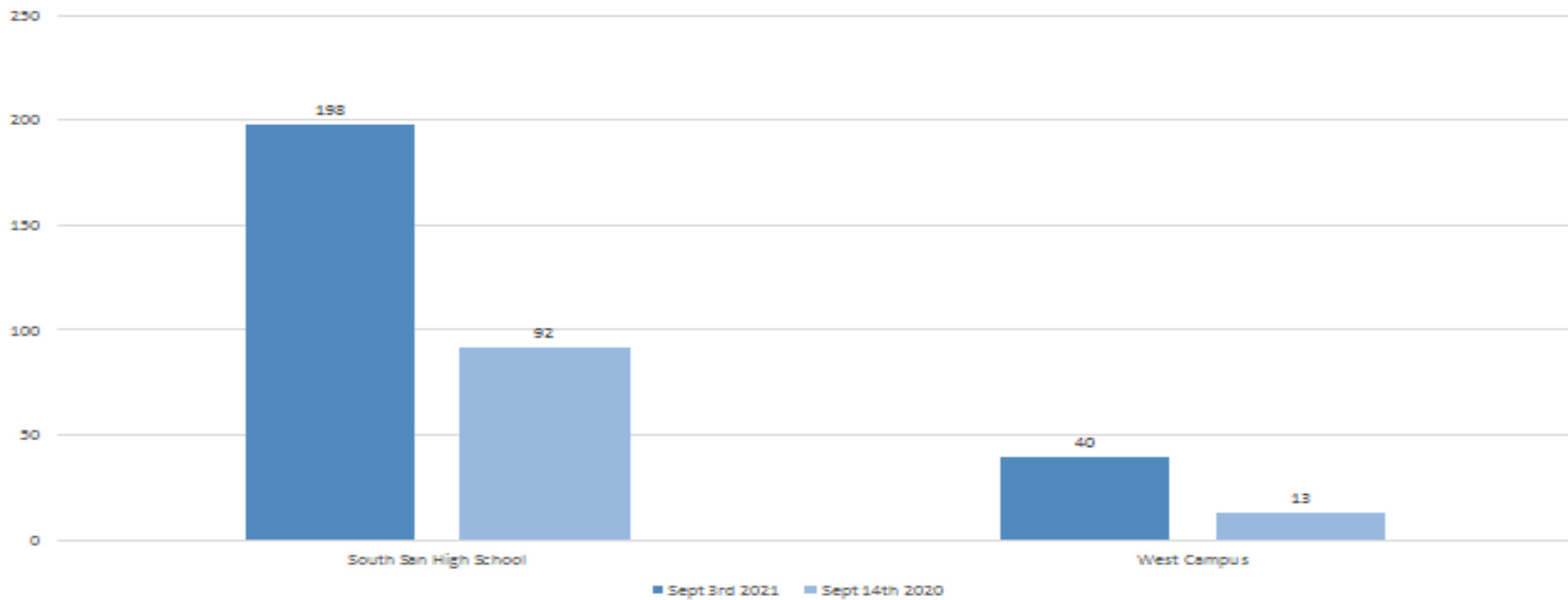
Total Enrollment: 7914

School	Total Number Enrolled Aug 13th 2021	Total Number Enrolled Aug 20th 2021	Total Number Enrolled Aug 27th 2021	Total Number Enrolled Sep 3rd 2021
South San High School	1997	2078	2131	2147
West Campus	327	354	355	359
Dwight MS	464	482	494	493
Shepard MS	518	538	552	556
Kazen MS	241	249	254	256
Zamora MS	470	479	482	489
Athens	213	220	230	239
Hutchins	373	383	390	396
Kindred	309	317	322	326
Palo Alto	402	408	425	429
Price	327	341	347	351
Madla	332	339	343	349
Five Palms	426	445	449	453
Armstrong	230	263	262	268
Carrillo	223	237	246	248
Benavidez	445	454	456	453
Talented and Gifted Academy	29	29	29	29
Explartory Arts and Trilingual Acaden	36	39	38	38
Global Leadership Academy	34	35	35	35
Totals	7396	7690	7840	7914

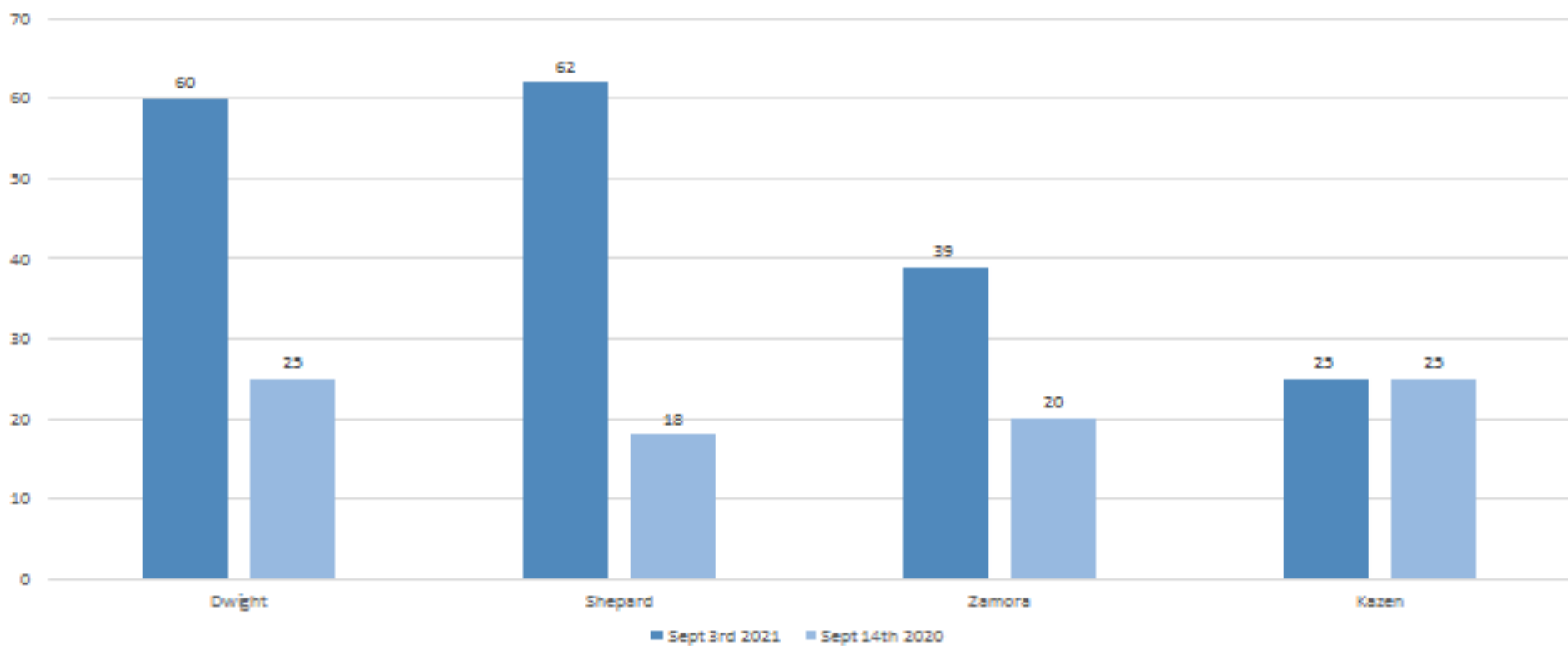
Campus No Shows

School	No Show Students per Campus August, 2021	No Show Students per Campus August 27, 2021	No Show Students per Campus Sept 3rd , 2021	No Show Students per Campus September 14, 2020
South San High School	357	238	198	92
West Campus	91	54	40	13
Dwight MS	111	76	60	25
Shepard MS	164	112	62	18
Kazen MS	54	37	25	25
Zamora MS	100	57	39	20
Athens	37	25	25	3
Hutchins	65	49	37	16
Kindred	37	23	13	9
Palo Alto	77	54	44	1
Price	53	30	22	9
Madla	88	66	38	9
Five Palms	62	32	22	7
Armstrong	50	32	19	13
Carrillo	67	33	29	13
Benavidez	67	47	34	19
Totals	1480	965	707	292

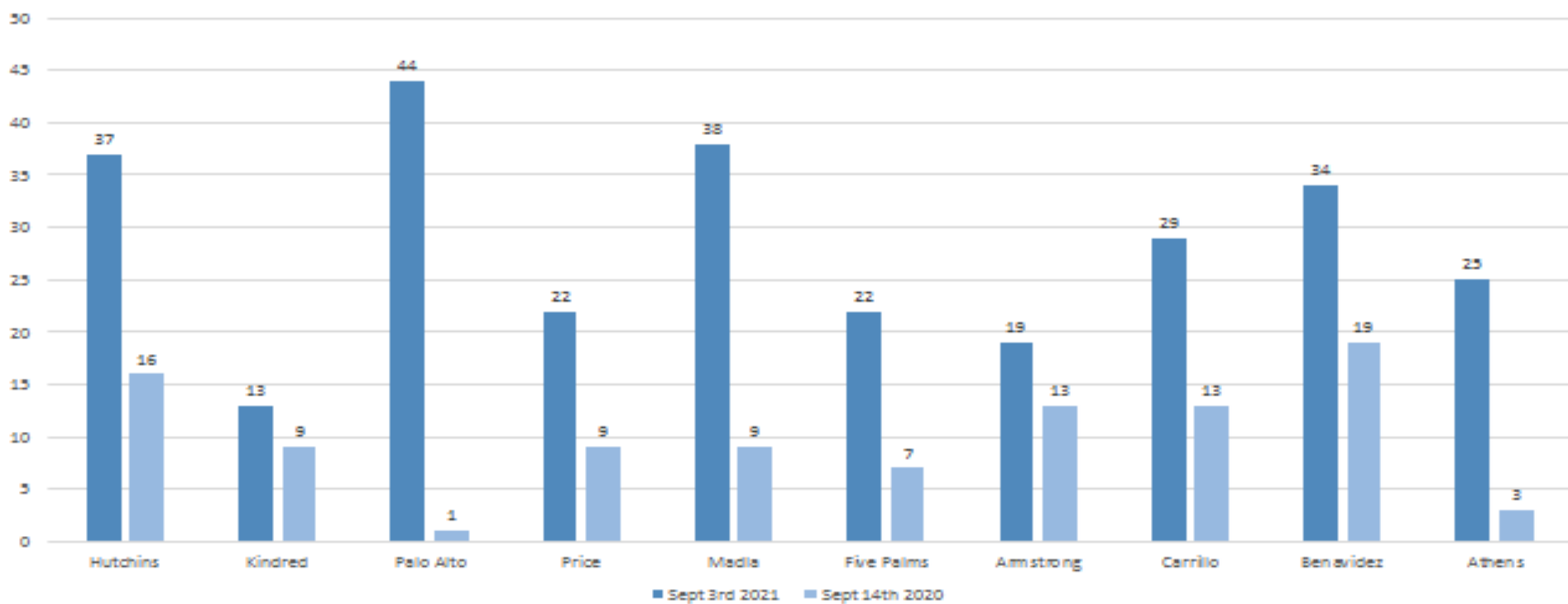
No Show Comparisons



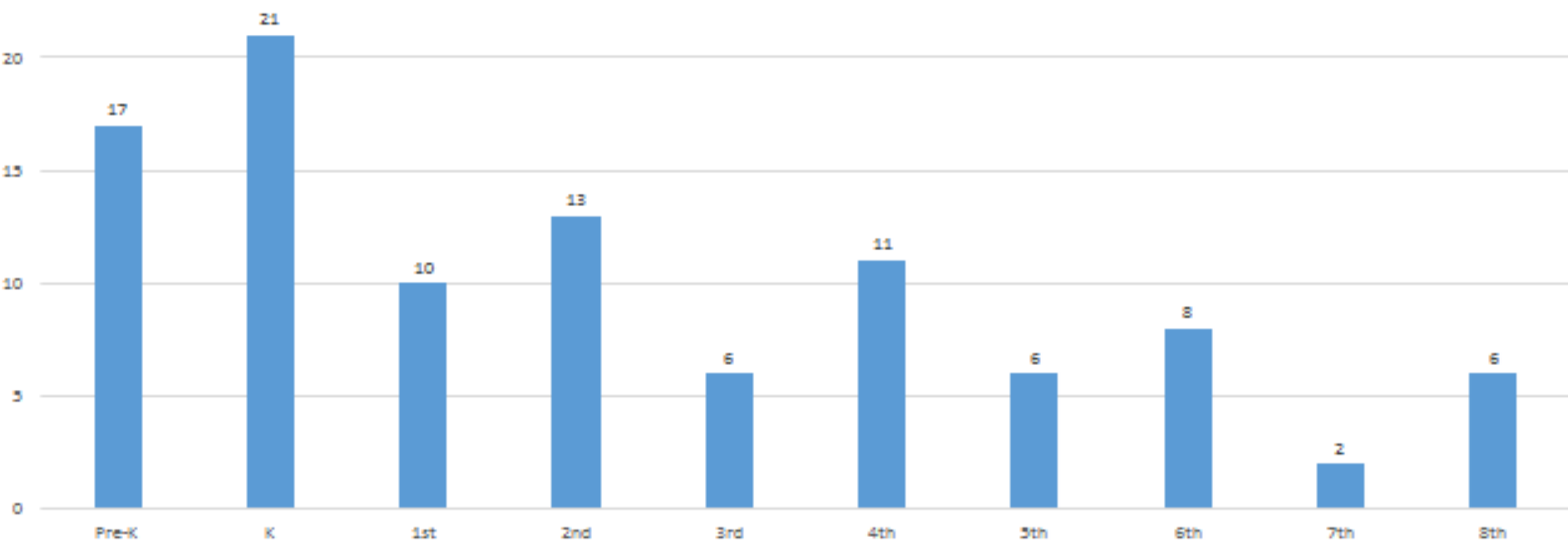
No Show Comparisons



No Show Comparisons



Withdrawn Students as of Sept 3rd 2021



■ Sept 3rd 2021

