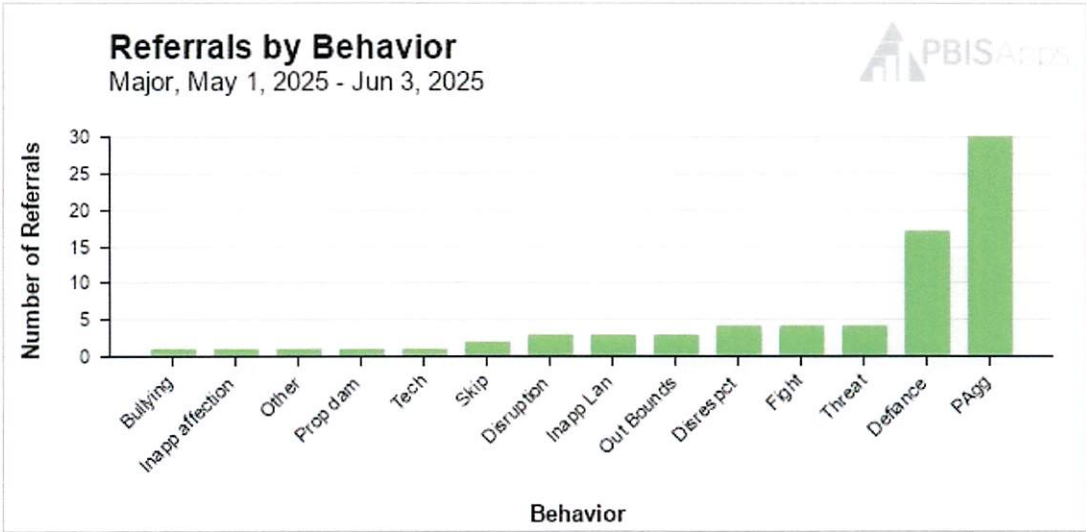




Referrals By Behavior
5/1/25 - 6/3/25

-
-
-
-

Outcome: Administrator-managed (Major)
Sort Order: Frequency
Show Values on the Graph: No
Only Show Behaviors With Data: Yes





Referrals By Behavior
5/1/25 - 6/3/25

-
-
-
-

Outcome: Administrator-managed (Major)
Sort Order: Frequency
Show Values on the Graph: No
Only Show Behaviors With Data: Yes





Referrals By Behavior
5/1/25 - 6/3/25

-
-
-
-

Outcome: Administrator-managed (Major)
Sort Order: Frequency
Show Values on the Graph: No
Only Show Behaviors With Data: Yes

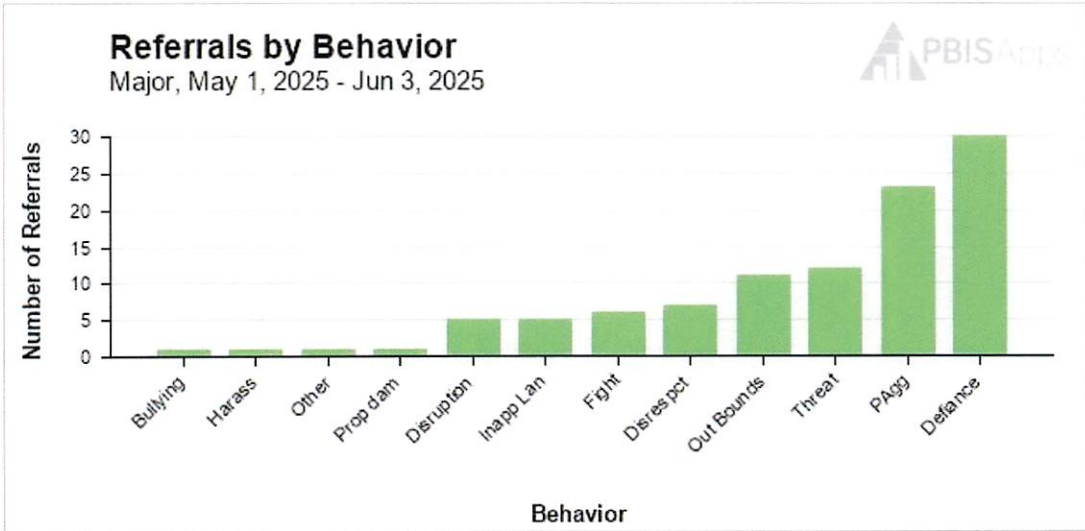




Referrals By Behavior
5/1/25 - 6/3/25

-
-
-
-

Outcome: Administrator-managed (Major)
Sort Order: Frequency
Show Values on the Graph: No
Only Show Behaviors With Data: Yes

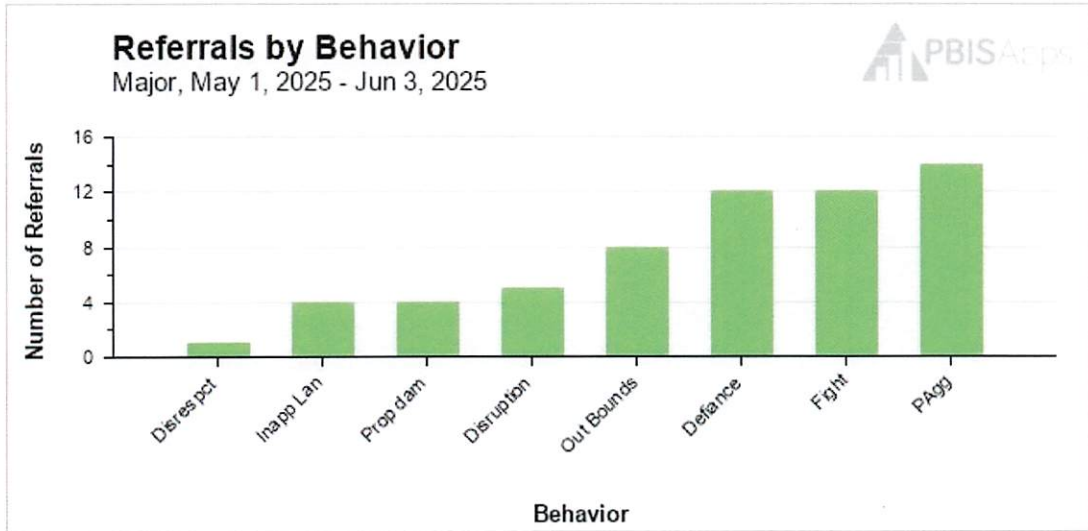




Referrals By Behavior
5/1/25 - 6/3/25

-
-
-
-

Outcome: Administrator-managed (Major)
Sort Order: Frequency
Show Values on the Graph: No
Only Show Behaviors With Data: Yes

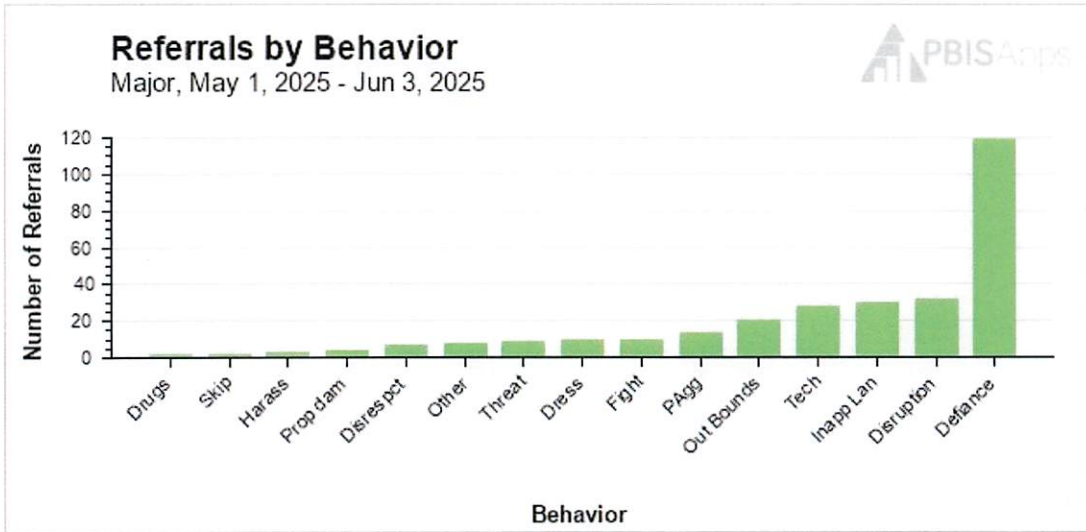




Referrals By Behavior
5/1/25 - 6/3/25

-
-
-
-

Outcome: Administrator-managed (Major)
Sort Order: Frequency
Show Values on the Graph: No
Only Show Behaviors With Data: Yes





Referrals By Behavior
5/1/25 - 6/3/25

-
-
-
-

Outcome: Administrator-managed (Major)
Sort Order: Frequency
Show Values on the Graph: No
Only Show Behaviors With Data: Yes

